



## Empty boxes with hinged lid



**Mi 9410**

- Built-in dimensions W 275 x H 575 x D 195 mm

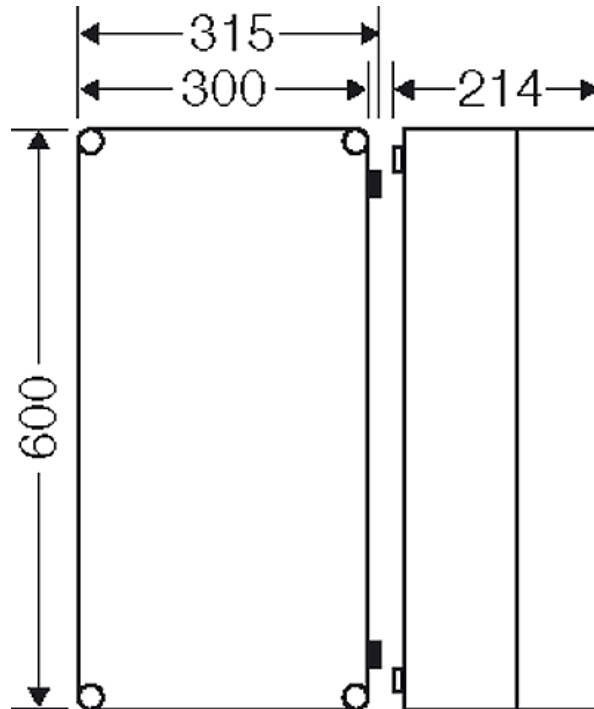


- max. installation depth with built-in mounting plate 191 mm, with built-in DIN rail 180 mm
- box size 4
- please order DIN rails, mounting plates or covers additionally
- trilaterally combinable
- 3 walls with metric knockouts for cable entry and assembly
- lid hinges attached
- with transparent, hinged lid
- lid fasteners for tool operation
- material: PC (polycarbonate)
- protection class: II
- colour: grey, RAL 7035


|        |          |
|--------|----------|
| width  | 315 mm   |
| height | 600 mm   |
| depth  | 214 mm   |
| weight | 3,925 kg |

## Drawings

Dimension drawing




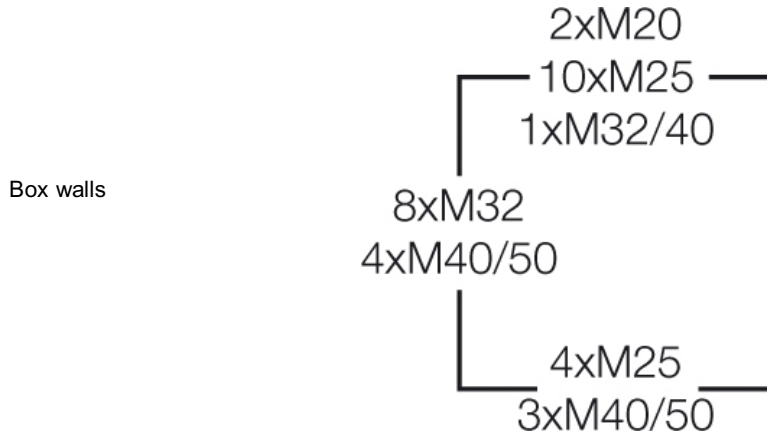
## Empty boxes with hinged lid



**Mi 9410**

- Built-in dimensions W 275 x H 575 x D 195 mm





### Operating and ambient conditions

|  |  |
|--|--|
| Application area   | Suitable for indoor installation and outdoor installation, protected against weather influences<br>However, pay attention to the climatic effects on the installed equipment, for example, high or low ambient temperatures or formation of condensed water see technical information  |
| Resistant to occasional cleaning procedures (direct jet) | Resistance to occasional cleaning procedures (direct jet) with high-pressure cleaner without cleaning additives, water pressure: max 100 bar, water temperature: Max. 80° C, distance => 0.15 m, in accordance with IP 69 requirements, single enclosure without lid equipment (no enclosure assembly), enclosure and cable glands at least IP 65. |
| Ambient temperature                                      | Maximum value + 70 °C<br>Minimum value - 25 °C   |
| Fire protection in the event of internal faults          | Demands placed on electrical devices from standards and laws<br>Minimum requirements<br>- Glow wire test in accordance with IEC 60695-2-11:<br>- 650°C for boxes and cable glands<br>- 850°C for parts of insulating material necessary to retain current carrying parts in position   |
| Burning behaviour  | Glow wire test IEC 60695-2-11: 960 °C<br>UL Subject 94: V-2<br>flame-retardant<br>self-extinguishing   |
| Degree of protection against mechanical load             | IK08 (5 Joule)   |
| Toxic behaviour  | halogen-free<br>silicone-free<br>"halogen-free" in accordance with the examination of the cables and insulated wires - corrosiveness of fumes - as per IEC 60754-2   |

Note:

Supplementing references regarding outdoor installation - harsh environment and / or outdoor: - The materials used for the Mi System are basically UV resistant, so that the mechanical resistance of the boxes is maintained during UV effect. Depending on the intensity of the UV effect e.g. transparent lids can become intransparent. - The top side of the boxes should be protected by a cover against weather influences such as rains, ice and snow. - Further on, also chemical influences have to be considered with the selection of the installation place - apart from the IP rating and climatic effects. - In order to keep the maximum permissible ambient temperature of the installed equipment as well as for the prevention from condensation additional measures as ventilation and/or heating may be necessary.  
For material properties see technical data.