

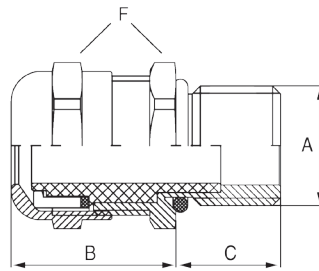



For Non-Armored Cable

Part Numbers		Cable Range	Thread Type & Size	Dimensions in Inches (mm)			
-76°F to 221°F (-60°C to 105°C)	-4°F to 266°F (-20°C to 130°C)			A	B	C	F
 (Low Temp. - Nylon Spline)	 (PVDF Spline)	Inches (mm)	Page 59 for Thread Specs	Clearance Hole + .01" (+.25 mm)	Body Length (Dome)	Thread Length	Wrench Flats
CC09NA-MX-D	CD09NA-RX-D	.20 - .39 (5 - 10)	3/8" NPT	.68 (17.2)	.87 (22)	.63 (16)	.79 (20)
CC09NR-MX-D	CD09NR-RX-D	.12 - .28 (3 - 7)					
CC16NA-MX-D	CD16NA-RX-D	.39 - .55 (10 - 14)	1/2" NPT	.83 (21.1)	.98 (25)	.79 (20)	.94 (24)
CC16NR-MX-D	CD16NR-RX-D	.28 - .47 (7 - 12)					
CC21NA-MX-D	CD21NA-RX-D	.51 - .71 (13 - 18)	3/4" NPT	1.05 (26.7)	1.04 (26.5)	.81 (20.5)	1.18 (30)
CC21NR-MX-D	CD21NR-RX-D	.35 - .63 (9 - 16)					
CC29NA-MX-D	-	.71 - .98 (18 - 25)	1" NPT	1.31 (33.4)	1.26 (32)	.98 (25)	1.57 (40)
CC29NR-MX-D	-	.55 - .79 (14 - 20)					
CC29LA-MX-D	-	.87 - 1.26 (22 - 32)	1-1/4" NPT	1.65 (41.9)	1.52 (38.5)	1.02 (26)	1.97 (50)
CC29LR-MX-D	-	.79 - 1.02 (20 - 26)					
CC36NA-MX-D	-	.87 - 1.26 (22 - 32)	1-1/2" NPT	1.92 (48.7)	1.52 (38.5)	1.04 (26.5)	1.97 (50)
CC36NR-MX-D	-	.79 - 1.02 (20 - 26)					
CC12MA-MX-D	CD12MA-RX-D	.12 - .26 (3 - 6.5)	M12 x 1.5	.47 (12)	.75 (19)	.63 (16)	.55 (14)
CC12MR-MX-D	CD12MR-RX-D	.08 - .20 (2 - 5)					
CC17MA-MX-D	CD17MA-RX-D	.20 - .39 (5 - 10)	M16 x 1.5	.63 (16)	.87 (22)	.63 (16)	.79 (20)
CC17MR-MX-D	CD17MR-RX-D	.12 - .28 (3 - 7)					
CC22MA-MX-D	CD22MA-RX-D	.39 - .55 (10 - 14)	M20 x 1.5	.79 (20)	.98 (25)	.63 (16)	.94 (24)
CC22MR-MX-D	CD22MR-RX-D	.28 - .47 (7 - 12)					
CC25MA-MX-D	CD25MA-RX-D	.51 - .71 (13 - 18)	M25 x 1.5	.98 (25)	1.04 (26.5)	.63 (16)	1.18 (30)
CC25MR-MX-D	CD25MR-RX-D	.35 - .63 (9 - 16)					
CC32MA-MX-D	CD32MA-RX-D	.71 - .98 (18 - 25)	M32 x 1.5	1.26 (32)	1.26 (32)	.63 (16)	1.57 (40)
CC32MR-MX-D	CD32MR-RX-D	.55 - .79 (14 - 20)					
CC40MA-MX-D	CD40MA-RX-D	.87 - 1.26 (22 - 32)	M40 x 1.5	1.57 (40)	1.52 (38.5)	.63 (16)	1.97 (50)
CC40MR-MX-D	CD40MR-RX-D	.79 - 1.02 (20 - 26)					

* C € applies only to MX-D Nylon spline style cable glands



Suggested Clearance Hole for Non-Threaded Mounting

Longer Threads: All Ex-d EXIOS & Standard style cable glands have longer threads to meet the new five thread engagement requirement. Metric threads require eight threads of engagement. Manufactured according to EN 60079-1 or IEC 60079-1, which addresses the ANSI B1.20.1/.1.20.3. ANSI. NPT cable glands do not come with an O-Ring.

