




Ex-d EXIOS Cable Glands
 Ex-d Nickel Plated Brass & Stainless Steel Glands
 Ex-e Nylon Glands
 Ex-e Multi-Hole & Romex Glands
 Ex-e Nickel Plated Brass & Stainless Steel Glands
 Ex-e EMI / RFI Nickel Plated Brass Glands
 Ex-e / Ex-d Accessories
 Technical Information

For Non-Armored Cable

Fiber Reinforced Nylon & Nickel Plated Brass, Cable Glands with Multi-Hole Inserts, Hazardous Duty Locations, V0, UL94, NEMA 6, IP 68

Part Numbers			Thread Type & Size	Dimensions in Inches (mm)			
-4°F to 203°F (-20°C to 95°C)	-4°F to 203°F (-20°C to 95°C)	-4°F to 203°F (-20°C to 95°C)		No. of Holes	Diameter of Holes		Part Numbers of Inserts only
Black	Blue	Nickel Plated Brass	mm		Inches		
			3/8" NPT Page 59 for Thread Specs	4	1.4	.06	1.089.0900.19
CD09N1-BXA	CD09N1-BXI	CD09N1-MX		2	3.0	.12	1.089.0901.19
CD09N2-BXA	CD09N2-BXI	CD09N2-MX		5	1.6	.06	1.089.0902.19
CD09N3-BXA	CD09N3-BXI	CD09N3-MX		2	1.7	.07	1.089.0903.19
CD09N4-BXA	CD09N4-BXI	CD09N4-MX		10	1.4	.06	1.089.0904.19
CD09N5-BXA	CD09N5-BXI	CD09N5-MX		6	1.4	.06	1.089.0905.19
CD09N6-BXA	CD09N6-BXI	CD09N6-MX		3	1.7	.07	1.089.0906.19
CD09N7-BXA	CD09N7-BXI	CD09N7-MX		4	1.7	.07	1.089.0907.19
CD09N8-BXA	CD09N8-BXI	CD09N8-MX		4	2.3	.09	1.089.0908.19
CD09N9-BXA	CD09N9-BXI	CD09N9-MX		Solid Insert			1.089.0999.19
CD09NP-BXA	CD09NP-BXI	CD09NP-MX					
CD13N1-BXA	CD13N1-BXI	CD13N1-MX		1/2" NPT	3	2.0	.08
CD13N2-BXA	CD13N2-BXI	CD13N2-MX	6		3.0	.12	1.089.1301.19
CD13N3-BXA	CD13N3-BXI	CD13N3-MX	3		4.0	.16	1.089.1302.19
CD13N4-BXA	CD13N4-BXI	CD13N4-MX	2		5.0	.20	1.089.1303.19
CD13N5-BXA	CD13N5-BXI	CD13N5-MX	3		3.0	.12	1.089.1304.19
CD13N6-BXA	CD13N6-BXI	CD13N6-MX	2		5.2	.20	1.089.1305.19
CD13N7-BXA	CD13N7-BXI	CD13N7-MX	2		3.8	.15	1.089.1306.19
CD13N8-BXA	CD13N8-BXI	CD13N8-MX	2		4.2	.17	1.089.1307.19
CD13N9-BXA	CD13N9-BXI	CD13N9-MX	2		2.5	.10	1.089.1308.19
CD13NP-BXA	CD13NP-BXI	CD13NP-MX	Solid Insert			1.089.1399.19	
CD16N0-BXA	CD16N0-BXI	CD16N0-MX	1/2"-E NPT	6	3.8	.15	1.089.1609.19
CD16N1-BXA	CD16N1-BXI	CD16N1-MX		3	3.0	.12	1.089.1600.19
CD16N2-BXA	CD16N2-BXI	CD16N2-MX		3	4.0	.16	1.089.1601.19
CD16N3-BXA	CD16N3-BXI	CD16N3-MX		4	4.0	.16	1.089.1602.19
CD16N4-BXA	CD16N4-BXI	CD16N4-MX		5	4.0	.16	1.089.1603.19
CD16N5-BXA	CD16N5-BXI	CD16N5-MX		6	4.0	.16	1.089.1604.19
CD16N6-BXA	CD16N6-BXI	CD16N6-MX		2	6.0	.24	1.089.1605.19
CD16N7-BXA	CD16N7-BXI	CD16N7-MX		3	5.6	.22	1.089.1606.19
CD16N8-BXA	CD16N8-BXI	CD16N8-MX		6	3.0	.12	1.089.1607.19
CD16NP-BXA	CD16NP-BXI	CD16NP-MX	Solid Insert			1.089.1699.19	

* Note: IECEx approval apply only to Nickel Plated Brass Multi-Hole
 **Note: UL f1 (746C) rating applies to Black Nylon Fittings only.

For Specifications and Dimensions for Black & Gray Nylon (page 22) or Nickel Plated Brass (page 35) where the appropriate Fittings are listed.

