




**For Non-Armored Cable**

Fiber Reinforced Nylon & Nickel Plated Brass, Cable Glands with Multi-Hole Inserts, Hazardous Duty Locations, V0, UL94, NEMA 6, IP 68

Part Numbers			Thread Type & Size	Dimensions in Inches (mm)			Part Numbers of Inserts only
-4°F to 203°F (-20°C to 95°C)	-4°F to 203°F (-20°C to 95°C)	-4°F to 203°F (-20°C to 95°C)		No. of Holes	Diameter of Holes		
 Black UL11	 Blue	 Nickel Plated Brass	Page 59 for Thread Specs		mm	Inches	
CD12MP-BXA	CD12MP-BXI	CD12MP-MX		M12 x 1.5	Solid Insert		1.089.0799.19
CD16M1-BXA	CD16M1-BXI	CD16M1-MX	M16 x 1.5	4	1.4	.06	1.089.0900.19
CD16M2-BXA	CD16M2-BXI	CD16M2-MX		2	3.0	.12	1.089.0901.19
CD16M3-BXA	CD16M3-BXI	CD16M3-MX		5	1.6	.06	1.089.0902.19
CD16M4-BXA	CD16M4-BXI	CD16M4-MX		2	1.7	.07	1.089.0903.19
CD16M5-BXA	CD16M5-BXI	CD16M5-MX		10	1.4	.06	1.089.0904.19
CD16M6-BXA	CD16M6-BXI	CD16M6-MX		6	1.4	.06	1.089.0905.19
CD16M7-BXA	CD16M7-BXI	CD16M7-MX		3	1.7	.07	1.089.0906.19
CD16M8-BXA	CD16M8-BXI	CD16M8-MX		4	1.7	.07	1.089.0907.19
CD16M9-BXA	CD16M9-BXI	CD16M9-MX		4	2.3	.09	1.089.0908.19
CD16MP-BXA	CD16MP-BXI	CD16MP-MX		Solid Insert			1.089.0999.19
CD17M1-BXA	CD17M1-BXI	CD17M1-MX	M16 x 1.5 (Enlarged)	2	3.0	.12	1.089.1100.19
CD17M2-BXA	CD17M2-BXI	CD17M2-MX		3	3.0	.12	1.089.1101.19
CD17M3-BXA	CD17M3-BXI	CD17M3-MX		2	4.0	.16	1.089.1102.19
CD17M4-BXA	CD17M4-BXI	CD17M4-MX		3	1.5	.06	1.089.1103.19
CD17M5-BXA	CD17M5-BXI	CD17M5-MX		4	2.8	.11	1.089.1104.19
CD17MP-BXA	CD17MP-BXI	CD17MP-MX		Solid Insert			1.089.1199.19
CD20M1-BXA	CD20M1-BXI	CD20M1-MX	M20 x 1.5	3	2.0	.08	1.089.1300.19
CD20M2-BXA	CD20M2-BXI	CD20M2-MX		6	3.0	.12	1.089.1301.19
CD20M3-BXA	CD20M3-BXI	CD20M3-MX		3	4.0	.16	1.089.1302.19
CD20M4-BXA	CD20M4-BXI	CD20M4-MX		2	5.0	.20	1.089.1303.19
CD20M5-BXA	CD20M5-BXI	CD20M5-MX		3	3.0	.12	1.089.1304.19
CD20M6-BXA	CD20M6-BXI	CD20M6-MX		2	5.2	.20	1.089.1305.19
CD20M7-BXA	CD20M7-BXI	CD20M7-MX		2	3.8	.15	1.089.1306.19
CD20M8-BXA	CD20M8-BXI	CD20M8-MX		2	4.2	.17	1.089.1307.19
CD20M9-BXA	CD20M9-BXI	CD20M9-MX		2	2.5	.10	1.089.1308.19
CD20MP-BXA	CD20MP-BXI	CD20MP-MX		Solid Insert			1.089.1399.19
CD22M0-BXA	CD22M0-BXI	CD22M0-MX	M20 x 1.5 (Enlarged)	6	3.8	.15	1.089.1609.19
CD22M1-BXA	CD22M1-BXI	CD22M1-MX		3	3.0	.12	1.089.1600.19
CD22M2-BXA	CD22M2-BXI	CD22M2-MX		3	4.0	.16	1.089.1601.19
CD22M3-BXA	CD22M3-BXI	CD22M3-MX		4	4.0	.16	1.089.1602.19
CD22M4-BXA	CD22M4-BXI	CD22M4-MX		5	4.0	.16	1.089.1603.19
CD22M5-BXA	CD22M5-BXI	CD22M5-MX		6	4.0	.16	1.089.1604.19
CD22M6-BXA	CD22M6-BXI	CD22M6-MX		2	6.0	.24	1.089.1605.19
CD22M7-BXA	CD22M7-BXI	CD22M7-MX		3	5.6	.22	1.089.1606.19
CD22M8-BXA	CD22M8-BXI	CD22M8-MX		6	3.0	.12	1.089.1607.19
CD22MP-BXA	CD22MP-BXI	CD22MP-MX		Solid Insert			1.089.1699.19

\* Note: IECEx approval apply only to Nickel Plated Brass Multi-Hole  
 \*\*Note: UL F1 rating applies to Black Nylon Fittings only.

\*\*\*Note: InMetro only applies to all Nylon Cable Glands.



For Specifications and Dimensions for Black (page 20) & Gray Nylon (page 22) or Nickel Plated Brass (page 35) where the appropriate Fittings are listed.