




For Non-Armored Cable


Fiber Reinforced Nylon & Nickel Plated Brass, Cable Glands with Multi-Hole Inserts, Hazardous Duty Locations, V0, UL94, NEMA 6, IP 68

Part Numbers			Thread Type & Size	Dimensions in Inches (mm)			Part Numbers of Inserts only	
-4°F to 203°F (-20°C to 95°C)	-4°F to 203°F (-20°C to 95°C)	-4°F to 203°F (-20°C to 95°C)		No. of Holes	Diameter of Holes			
 Black UL F1**	 Blue	 Nickel Plated Brass	M25 x 1.5	4	mm		1.089.2100.19	
		Inches						
CD25M1-BXA	CD25M1-BXI	CD25M1-MX		3	6.0	.24	1.089.2101.19	
CD25M2-BXA	CD25M2-BXI	CD25M2-MX		2	7.0	.28	1.089.2102.19	
CD25M3-BXA	CD25M3-BXI	CD25M3-MX		4	8.0	.31	1.089.2103.19	
CD25M4-BXA	CD25M4-BXI	CD25M4-MX		1	5.0	.20	1.089.2104.19	
CD25M5-BXA	CD25M5-BXI	CD25M5-MX		4	8.0	.31	1.089.2105.19	
CD25M6-BXA	CD25M6-BXI	CD25M6-MX		3	5.2	.20	1.089.2106.19	
CD25M7-BXA	CD25M7-BXI	CD25M7-MX		4/1	5.2/3.7	.20/.15	1.089.2107.19	
CD25M8-BXA	CD25M8-BXI	CD25M8-MX		2	7.4	.29	1.089.2108.19	
CD25M9-BXA	CD25M9-BXI	CD25M9-MX		Solid Insert			1.089.2199.19	
CD25MP-BXA	CD25MP-BXI	CD25MP-MX						
CD32M1-BXA	CD32M1-BXI	CD32M1-MX		M32 x 1.5	6	6.5	.26	1.089.2900.19
CD32M2-BXA	CD32M2-BXI	CD32M2-MX			4	9.0	.35	1.089.2901.19
CD32M3-BXA	CD32M3-BXI	CD32M3-MX			4	9.5	.37	1.089.2902.19
CD32MP-BXA	CD32MP-BXI	CD32MP-MX	Solid Insert			1.089.2999.19		
CD40M1-BXA	CD40M1-BXI	CD40M1-MX	M40 x 1.5	5	9.0	.35	1.089.3600.19	
CD40M2-BXA	CD40M2-BXI	CD40M2-MX		7	9.0	.35	1.089.3601.19	
CD40M3-BXA	CD40M3-BXI	CD40M3-MX		6	8.0	.31	1.089.3602.19	
CD40M4-BXA	CD40M4-BXI	CD40M4-MX		2	15.0	.59	1.089.3603.19	
CD40MP-BXA	CD40MP-BXI	CD40MP-MX		Solid Insert			1.089.3699.19	
CD50MP-BXA	CD50MP-BXI	CD50MP-MX	M50 x 1.5	Solid Insert		1.089.4299.19		
CD63M1-BXA	CD63M1-BXI	CD63M1-MX	M63 x 1.5	8	10.0	.39	1.089.4800.19	
CD63M2-BXA	CD63M2-BXI	CD63M2-MX		6	12.0	.47	1.089.4801.19	
CD63M3-BXA	CD63M3-BXI	CD63M3-MX		3	18.0	.71	1.089.4802.19	
CD63MP-BXA	CD63MP-BXI	CD63MP-MX		Solid Insert			1.089.4899.19	

* Note: IECEx approval apply only to Nickel Plated Brass Multi-Hole
**Note: UL F1 rating applies to Black Nylon Fittings only.

***Note: InMetro only applies to all Nylon Cable Glands.

For Specifications and Dimensions for Black (page 20) & Gray Nylon (page 22) or Nickel Plated Brass (page 35) where the appropriate Fittings are listed.



Thermo Plastic-Elastomer Insert



Optional Locking Nuts & Other Accessories on page 46 - 54