





For Non-Armored Braided Cable

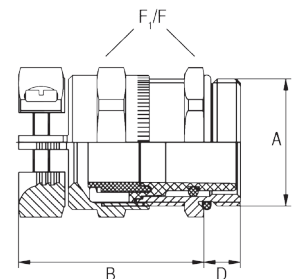
Nickel Plated Brass, Cable Glands for EMI/RFI Braided Cables in Hazardous Duty Locations, Low Temperature, Nylon/PVDF Spline with Buna-N & FPM Inserts, V0, NEMA 6, 150 PSIG, IP 68/69K, 10 BAR

Part Numbers			Cable Range	Thread Type & Size	Dimensions in Inches (mm)			
-4°F to 203°F (-20°C to 95°C)	-76°F to 203°F (-60°C to 95°C)	-4°F to 266°F (-20°C to 130°C)			A	B	C	F ₁ /F
			Inches (mm)	Page 59 for Thread Specs	Clearance Hole +.01" (+.25 mm)	Body Length (Clamp)	Thread Length	Wrench Flats
CD09NA-EXZ	CC09NA-EXZ	CD09NA-EXZ-V	.16 - .31 (4 - 8)	3/8" NPT	.68 (17.2)	1.06 (27)	.59 (15)	.67/.75 (17/19)
CD13NA-EXZ	CC13NA-EXZ	CD13NA-EXZ-V	.28 - .47 (7 - 12)	1/2" NPT	.83 (21.1)	1.22 (31)	.51 (13)	.87/.94 (22/24)
CD21NA-EXZ	CC21NA-EXZ	CD21NA-EXZ-V	.51 - .71 (13 - 18)	3/4" NPT	1.05 (26.7)	1.42 (36)	.51 (13)	1.18 (30)
CD12MA-EXZ	CC12MA-EXZ	-	.12 - .26 (3 - 6.5)	M12 x 1.5	.49 (12.5)	1.02 (26)	.26 (6.5)	.55 (14)
CD17MA-EXZ	CC17MA-EXZ	-	.24 - .39 (6 - 10)	M16 x 1.5	.73 (18.5)	1.14 (29)	.24 (6)	.79 (20)
CD22MA-EXZ	CC22MA-EXZ	-	.39 - .55 (10 - 14)	M20 x 1.5	.89 (22.5)	1.26 (32)	.24 (6)	.94 (24)
CD25MA-EXZ	CC25MA-EXZ	-	.55 - .71 (14 - 18)	M25 x 1.5	1.12 (28.4)	1.38 (35)	.28 (7)	1.18 (30)
CD32MA-EXZ	CC32MA-EXZ	-	.79 - .98 (20 - 25)	M32 x 1.5	1.47 (37.3)	1.61 (41)	.31 (8)	1.57 (40)
CD40MA-EXZ	CC40MA-EXZ	-	.94 - 1.26 (24 - 32)	M40 x 1.5	1.85 (47)	1.89 (48)	.31 (8)	1.97 (50)
CD50MA-EXZ	CC50MA-EXZ	-	1.26 - 1.50 (32 - 38)	M50 x 1.5	1.85 (47)	2.01 (51)	.35 (9)	2.24 (57)
CD50MR-EXZ	CC50MR-EXZ	-	1.10 - 1.22 (28 - 31)	M50 x 1.5	1.85 (47)	2.01 (51)	.35 (9)	2.24 (57)
CD63MA-EXZ	CC63MA-EXZ	-	1.46 - 1.73 (37 - 44)	M63 x 1.5	1.85 (47)	2.04 (52)	.39 (10)	2.68 (68)
CD63MR-EXZ	CC63MR-EXZ	-	1.26 - 1.38 (32 - 35)	M63 x 1.5	1.85 (47)	2.04 (52)	.39 (10)	2.68 (68)
CD07AA-EXZ	CC07AA-EXZ	CD07AA-EXZ-V	.12 - .26 (3 - 6.5)	PG 7	.49 (12.5)	1.02 (26)	.20 (5)	.55 (14)
CD09AA-EXZ	CC09AA-EXZ	CD09AA-EXZ-V	.16 - .31 (4 - 8)	PG 9	.60 (15.2)	1.10 (28)	.24 (6)	.67 (17)
CD11AA-EXZ	CC11AA-EXZ	CD11AA-EXZ-V	.24 - .39 (6 - 10)	PG 11	.73 (18.5)	1.14 (29)	.24 (6)	.79 (20)
CD13AA-EXZ	CC13AA-EXZ	CD13AA-EXZ-V	.28 - .47 (7 - 12)	PG 13	.80 (20.3)	1.30 (33)	.26 (6.5)	.87 (22)
CD16AA-EXZ	CC16AA-EXZ	CD16AA-EXZ-V	.39 - .55 (10 - 14)	PG 16	.89 (22.5)	1.26 (32)	.26 (6.5)	.94 (24)
CD21AA-EXZ	CC21AA-EXZ	CD21AA-EXZ-V	.51 - .71 (13 - 18)	PG 21	1.12 (28.4)	1.38 (35)	.28 (7)	1.18 (30)
CD29AA-EXZ	CC29AA-EXZ	CD29AA-EXZ-V	.79 - .98 (20 - 25)	PG 29	1.47 (37.3)	1.61 (41)	.31 (8)	1.57 (40)
CD36AA-EXZ	CC36AA-EXZ	CD36AA-EXZ-V	.94 - 1.26 (24 - 32)	PG 36	1.85 (47)	1.89 (48)	.31 (8)	1.97 (50)
CD42AA-EXZ	CC42AA-EXZ	CD42AA-EXZ-V	1.26 - 1.50 (32 - 38)	PG 42	2.13 (54.1)	2.01 (51)	.35 (9)	2.24 (57)
CD42AR-EXZ	CC42AR-EXZ	CD42AR-EXZ-V	1.10 - 1.22 (28 - 31)	PG 42	2.13 (54.1)	2.01 (51)	.35 (9)	2.24 (57)
CD48AA-EXZ	CC48AA-EXZ	CD48AA-EXZ-V	1.46 - 1.73 (37 - 44)	PG 48	2.34 (59.4)	2.01 (51)	.39 (10)	2.52 (64)
CD48AR-EXZ	CC48AR-EXZ	CD48AR-EXZ-V	1.26 - 1.38 (32 - 35)	PG 48	2.34 (59.4)	2.01 (51)	.39 (10)	2.52 (64)

*CE apply to all EX style (Nylon Spline) cable glands.



PVDF Clamp (-EXZ-V)



Standard Clamp (-EXZ)



Nickel Plated Brass MZ Clamps

- Extra Pull-out Resistance
- Torque Prevention on Braid